



HYD-A-WAY

RELIABLE CONTAINMENT



QUOTE

HAUL-ALL EQUIPMENT LTD WASTE & RECYCLING SOLUTIONS



Haul-All Equipment specializes in the design, manufacture, sale and support of waste and recycling systems including storage containers, collection vehicles and transfer stations.

- 40+ years experience
- 30+ Patents & Trademarks
- IGBC Certified Products

Our focus is on delivering high-quality products and pioneering advancements in the industry.



THE HYD-A-WAY:

EFFICIENT AND ADAPTIVE WASTE MANAGEMENT

The Hyd-A-Way series offers a dependable solution for bear-resistant waste management, developed in collaboration with park and wildlife experts. Designed for the modern needs of waste disposal, it supports environmental sustainability.

Available in sizes of 2, 4.5, and 6 cubic yards, and with options for single, dual, or triple compartments, the Hyd-A-Way meets various waste segregation needs, enhancing

efficiency in waste, recycling, and organics management

The 2-yard model has been specifically adapted for organic waste, demonstrating the Hyd-A-Way's versatility and commitment to sustainability.

Choose the Hyd-A-Way for a versatile, durable, and eco-friendly approach to waste management in your community or project.

TRUSTED BY





QUOTE

HYD-A-WAY

The Hyd-A-Way container comes in three sizes with two, four and six cubic yard capacities. Single, dual, and triple compartment models are available to collect multiple refuse material streams. For higher volumes, group multiple single and/or multi-stream containers to maximize diversion capacity. An array of loading doors and openings are available to choose from to match each material stream being accepted.

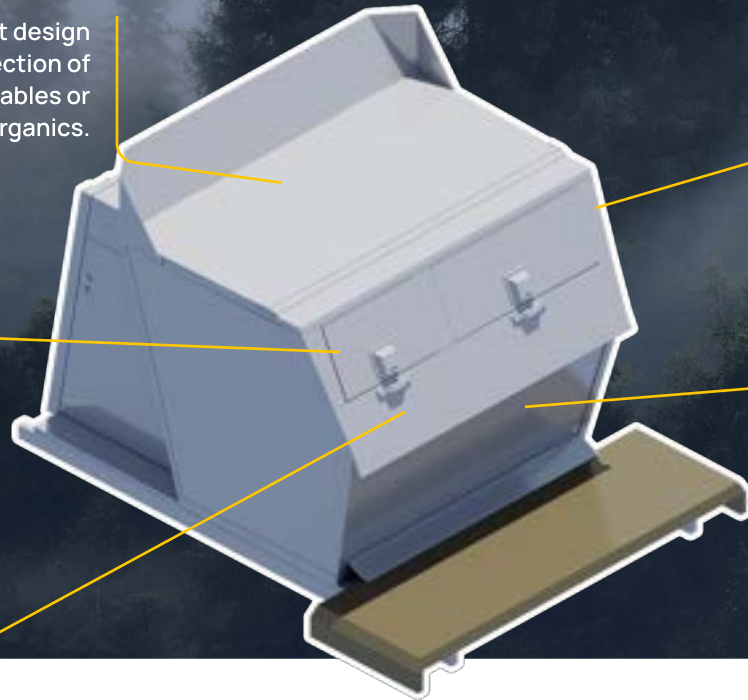
Optional split design allows co-collection of waste, recyclables or organics.

Galvanneal steel panels and an Axalta powder paint finish ensure aesthetic appeal and a long life.

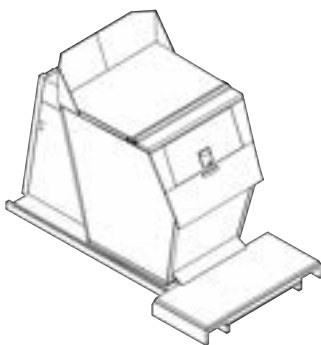
User-friendly, low height loading doors.

Sealed seam design contains liquids.

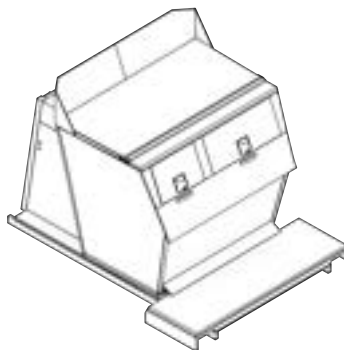
Sturdy lightweight door with gravity-assisted latch keeps odors in and animals out.



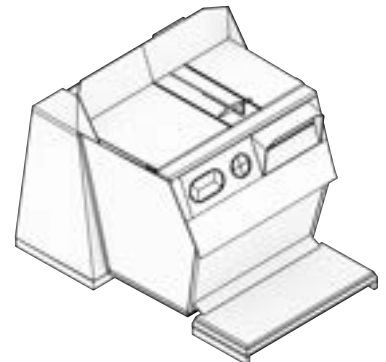
MODEL VARIANTS



HL2



HL4.5



HL6



QUOTE

DISCOVER THE FEATURES THAT MAKE **HYD-A-WAY** YOUR BEST CHOICE!



**SELF CLOSING
USER DOOR**



**RECYCLE
OPENING**



**CUSTOM
DECALS**



**CONCRETE
USER STEP**



**IGBC BEAR
RESISTANT CERTIFIED**



**STEP
SPACER**



**SLOT LOCK
KEY**

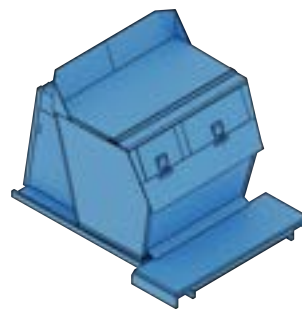


**VINYL
GRAPHICS WRAP**

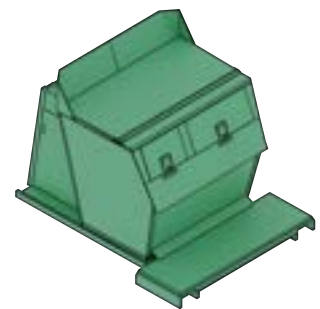
STOCK COLOURS



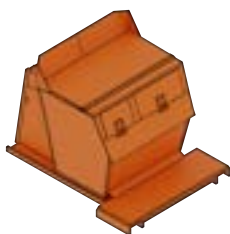
● Neufeldt Green



● Grabber Blue



● Forest Green




● Orange



● Baron Red



● Black



● Pewter



QUOTE

SPECIFICATIONS

HL2 HYD-A-WAY

| CAPACITY | HEIGHT | LENGTH | WIDTH | CONSTRUCTION | HINGES & LATCHES | PAINT | WEIGHT | WEIGHT W/ CONCRETE STEP |
|-------------------------|-------------------------|-----------------------|---------------------|------------------|------------------|-------------|-------------------|-------------------------|
| 1.5 cuic metres (2 yd3) | 2048 mm (80-1/2 inches) | 3 034 mm (120 inches) | 1212 mm (48 inches) | Galvanneal Steel | Stainless Steel | Powder Coat | 680 kg (1500 lbs) | 1225 kg (2700 lbs) |

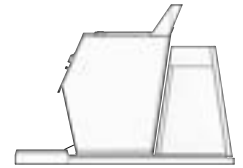
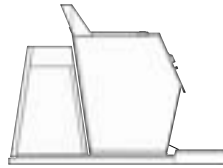
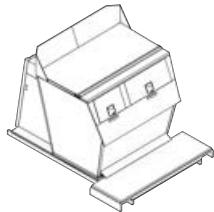
| CAPACITY | HEIGHT | LENGTH | WIDTH | WEIGHT | LOADING HEIGHT |
|----------|--------|--------|-------|--------|----------------|
|----------|--------|--------|-------|--------|----------------|

HL4.5 HYD-A-WAY

| | | | | | |
|--------------------------------------|-------------------------|----------------------|-------------------------|--------------------|--------------------|
| 3.25 cubic metres (4.25 cubic yards) | 2140 mm (80-1/2 inches) | 3050 mm (120 inches) | 2120 mm (83-1/2 inches) | 1270 kg (2800 lbs) | 930 mm (36 inches) |
|--------------------------------------|-------------------------|----------------------|-------------------------|--------------------|--------------------|

3 STREAM HL6 HYD-A-WAY

| | | | | | |
|----------------------------------|-------------------------|----------------------|-------------------------|--------------------|--------------------|
| 4.5 cubic metres (6 cubic yards) | 2040 mm (80-1/2 inches) | 3050 mm (120 inches) | 2380 mm (93-1/2 inches) | 1315 kg (2900 lbs) | 930 kg (36 inches) |
|----------------------------------|-------------------------|----------------------|-------------------------|--------------------|--------------------|



**CONTACT OUR TEAM
FOR TAILORED ADVICE & PRICING**

1-888-428-5255

SALES@HAULALL.COM

BOOK A CALL

REQUEST A QUOTE

