



FRONT LOAD TOPPER

BEARTIGHT UPGRADE



QUOTE

HAUL-ALL EQUIPMENT LTD WASTE & RECYCLING SOLUTIONS



Haul-All Equipment specializes in the design, manufacture, sale and support of waste and recycling systems including storage containers, collection vehicles and transfer stations.

- 40+ years experience
- 30+ Patents & Trademarks
- IGBC Certified Products

Our focus is on delivering high-quality products and pioneering advancements in the industry.

FRONT LOAD TOPPER:

FRONT LOAD PROTECTION

Front load dumpster protection from the most reliable and experienced company in the industry with auto release unloading door. Available in a Front Load/Front Unload Configuration

The Front Load Topper is manufactured from galvanized steel panels for strength and unmatched rust resistance.

The topper is further protected by powder paint which provides unbeatable weather and impact resistance.

Sturdy construction, bear resistant latches on loading doors, and gravity-actuated release on unloading door eliminate access to dumpster-diving bears or other critters. The Front Load Topper is compatible with most dumpsters.

TRUSTED BY



BC Parks





QUOTE

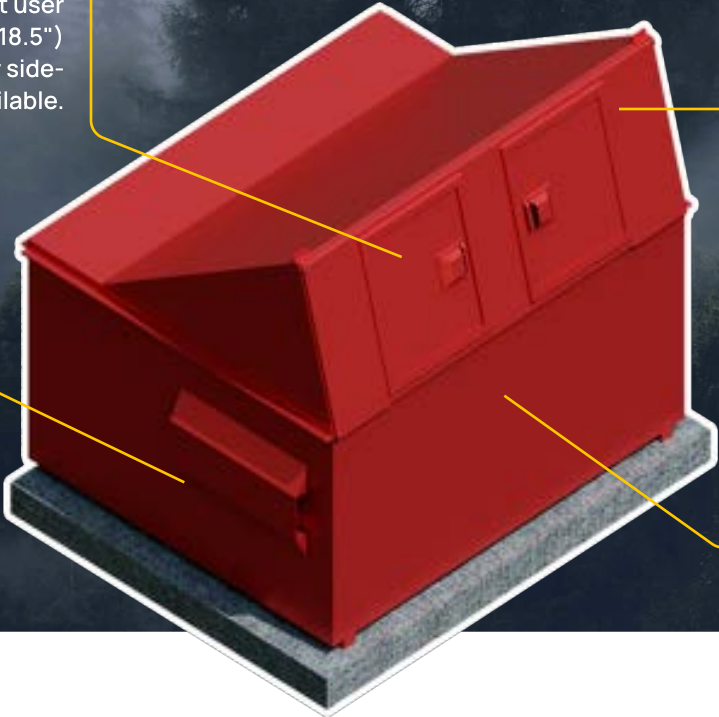
FRONT LOAD TOPPER

The Front Load Topper is manufactured from galvanized steel panels for strength and unmatched rust resistance. The topper is further protected by powder paint which provides unbeatable weather and impact resistance. Sturdy construction, bear resistant latches on loading doors, and manual or gravity-actuated release on unloading door eliminate access to dumpster-diving bears or other critters. The Front Load Topper is compatible with most dumpsters.

Two bear resistant user doors (22.25" x 18.5") (565 x 470). Top or side-hinge available.

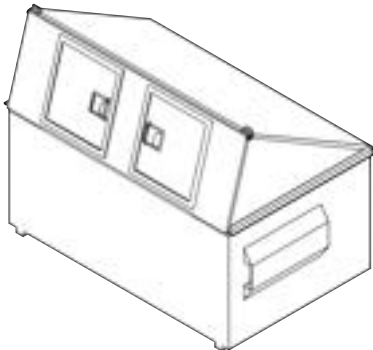
Galvanized steel panels and stainless steel hinges ensure extended durability.

Powder paint process achieves a high gloss, durable finish.

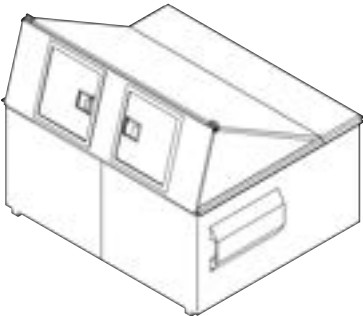


Fits most flat top front load bin with a footprint of 71" (1805) x 42" (1067) ±3/4" (Custom sizes available.)

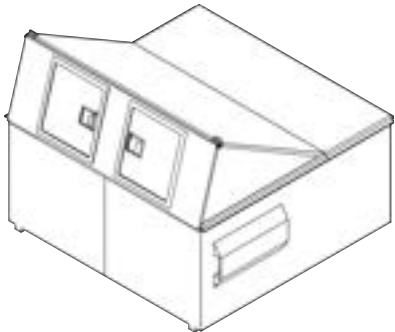
MODEL VARIANTS



GFL3



GFL4



GFL4



QUOTE

DISCOVER THE FEATURES THAT MAKE FRONT LOAD TOPPER YOUR BEST CHOICE!

UNIVERSAL FIT ON 3, 4 & 6YD BINS



BEAR LATCH LOADING DOORS



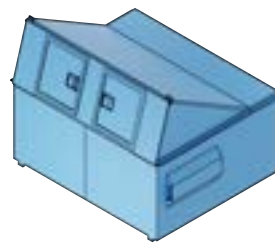
DESIGNED FOR DURABILITY & LONGEVITY



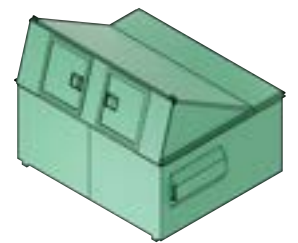
STOCK COLOURS



● Neufeldt Green



● Grabber Blue



● Forest Green



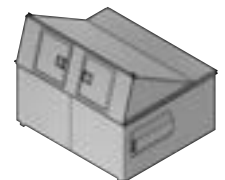
● Orange



● Baron Red



● Black



● Pewter

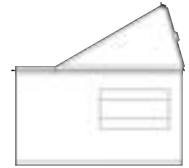

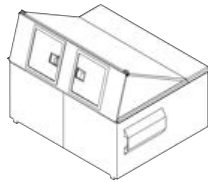
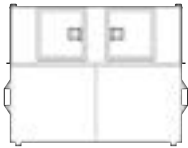


QUOTE

SPECIFICATIONS

GL-SERIES TOPPER

CAPACITY (CONTAINER)	HEIGHT W/ CONTAINER	LENGTH W/ CONTAINER	WIDTH W/ CONTAINER	LOADING HEIGHT	HEIGHT (TOPPER ONLY)	LENGTH (TOPPER ONLY)	WIDTH (TOPPER ONLY)	CONSTRUCTION	HINGES AND LATCHES	PAINT
GFL3										
2.3 m ³ (3 yd ³)	1955 mm (77 in)	1175 mm (46-1/4 in)	2015 mm (79-1/4 in)	1320 mm (52 in)	735 mm (29 in)	1100 mm (43-7/16 in)	1918 mm (75-1/2 in)	Galvanneal Steel	Stainless Steel	Powder Coat
GFL4										
3.1 m ³ (4 yd ³)	1702 mm (77 in)	1415 mm (55-3/4 in)	2015 mm (79-1/4 in)	1320 mm (52 in)	735 mm (29 in)	1100 mm (43-7/16 in)	1918 mm (75-1/2 in)	Galvanneal Steel	Stainless Steel	Powder Coat
GFL6										
4.6 m ³ (6 yd ³)	1702 mm (89 in)	1815 mm (71-1/2 in)	2015 mm (79-1/4 in)	1625 mm (64 in)	735 mm (29 in)	1100 mm (43-7/16 in)	1918 mm (75-1/2 in)	Galvanneal Steel	Stainless Steel	Powder Coat



GFL4

CONTACT OUR TEAM FOR TAILORED ADVICE & PRICING

1-888-428-5255

SALES@HAULALL.COM

BOOK A CALL

REQUEST A QUOTE

